

# DELWELD INDUSTRIES CORP

## PRODUCT CATALOG



**149 Commerce Drive  
Stoystown, PA 15563**

**DELWELD INDUSTRIES is an American Company that completely manufactures all products using American labor, American made and certified raw materials, in Stoystown, Pennsylvania, USA.**

# SLEEP SURFACES

We offer a variety of sizes, weights and gages in our college market. We also have our standard, bolt on, flat surface, GSA and CPSC style springs. Below, are some of our common bed springs.

- TL version: Our entry level, lightest gage steel tubing bed. Specifics upon request.

\*Various lengths and widths available

- TX version: This is our standard, heaviest steel tubing bed. Specifics upon request.

\*Various lengths and widths available.

- GXL version: GSA issue bed spring. Specifics upon request.

\*Various lengths and widths available.

- ALM version: Our angular bed spring. Specifics upon request.

\*Only available in widths of 36 & 38, and lengths of 76 & 80.



- FSX version: Flat surface springs with legs. Specifics upon request.

\*Various lengths and widths available.

- TXB version: Bolt on bed spring. Specifics upon request.

\*Various lengths and widths available.








# HEAD BOARDS


We offer several types of head boards. Our head boards and foot boards can be used for both ends to complete a bed.

- FB-30NEZ, FB-36NEZ, FB-39NEZ
- Camp style
- Adjustable ST-3612 / 7" height adjustable Headboard/Footboard
- Empire style



# CHANNEL INSERTS


Our standard size channel come in two lengths, 30" and 36", other sizes available.



# LADDERS

We offer several types of ladders for bunked beds, loft design and CPSC styles.

- Hook design
- Pivot Ladder



# STABILIZER RAILS


Our stabilizer rails come in several sizes and styles. They can be used on our bunk and loft design beds.



# GUARD RAILS

Our guard rails come in several different sizes, types and models, depending on the type of tube used on our sleep surface. Included is the hardware for attaching the guard rail to either an angle frame or a tubular frame.

- 50" Guard Rail
- 68" Guard Rail
- Slip On Guard Rail





\_\_\_\_\_